
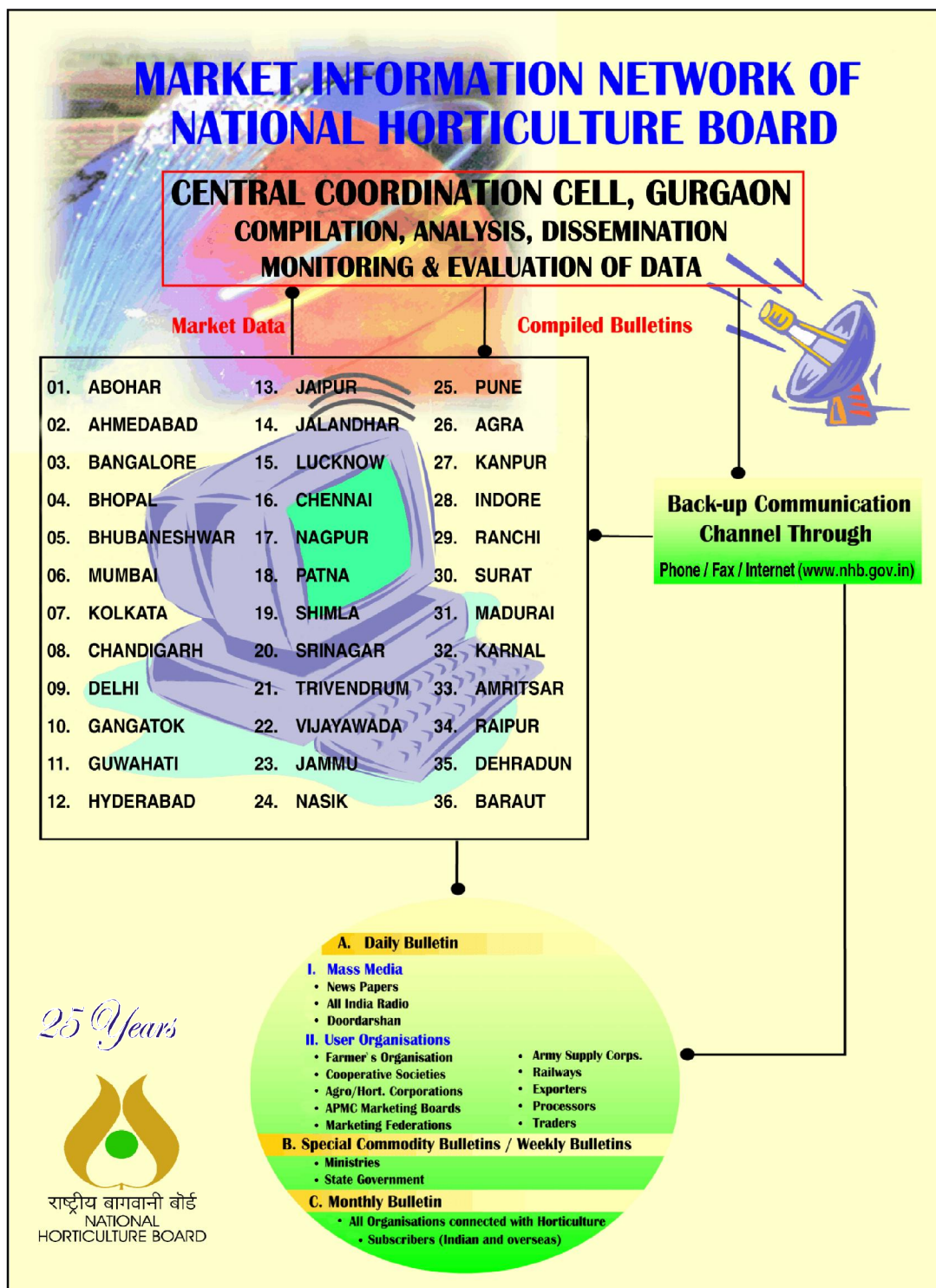




ANNEXURES

- **Market information network**
- **NHB SCHEMES - at a glance**
- **List of NHB offices**
- **List of nhb publications**
- **Reference/source of data**
- **Availability of fresh fruits & Vegetables in india**
- **Area & Production Estimates of Horticulture Crops (cropwise & Yearwise Comparision)**
- **Area and production under Horticulture crops (2009-10)**
- **Area and production under Fruits crops (2009-10)**
- **Area and production under Vegetables Crops (2009-10)**
- **Area and production under Horticulture crops (2009-10)**





NHB SCHEMES AT A GLANCE

National Horticulture Board (NHB) was set up by the Government of India in 1984 as an autonomous society under the Societies Registration Act 1860. Board has its Head Quarter in Institutional Area, Sector 18, Gurgaon (Haryana).

Aims & Objectives of NHB Schemes

The broad aims & objectives of all the above mentioned schemes are as under :-

- Development of hi-tech commercial horticulture in identified belts and make such areas vibrant with horticultural activity, which in turn will act as hubs for development of horticulture
- Development of modern post-harvest management infrastructure as an integral part of area expansion projects or as common facility for cluster of projects
- Development of integrated, energy efficient cold chain infrastructure for fresh horticulture produce,
- Popularization of identified new technologies / tools / techniques for commercialization / adoption, after carrying out technology need assessment
- Assistance in securing availability of quality planting material by promoting setting up of scion and root stock banks / mother plant nurseries and carrying out accreditation / rating of horticulture nurseries and need based imports of planting material.
- Promotion and market development of fresh horticulture produce.
- Setting up of Common Facility Centers in Horticulture Parks and Agri-Export Zones.
- Strengthen market intelligence system by developing, collecting and disseminating horticulture database.
- Carrying out studies and surveys to identify constraints and develop short and long term strategies for systematic development of horticulture and providing technical services including advisory and consultancy services.

1. Development of Commercial Horticulture through Production and Post Harvest Management of Horticulture Crops

Description of components and Pattern of Assistance

- Production related components:- Credit linked projects relating to establishment of hi-tech commercial production units involving any of the following items are eligible for assistance under this component :-
 - High quality commercial horticulture crops
 - Indigenous crops / produce, herbs, spices
 - Aromatic & Medicinal Plants
 - Seed & Nursery



- Bio-Technology, micro-biology, bio-chemistry, bio-diversity & tissue culture
 - Protected cultivators
 - Bio-pesticides
 - Organic fertilizers, organic foods, bio-dynamic farming, vermi-compost
 - Establishment of Hort. Health clinics / laboratories
 - Hydroponics, Aeroponics
 - Beekeeping and its products
 - Mushrooms and its products
 - Nuts and its products
- **Pattern of Assistance**

Credit linked back-ended subsidy @ 20% of the total project cost limited to Rs 25 lakh per project in general area and Rs 30.00 lakh in NE Region, Hilly and Scheduled areas. However, for capital intensive and high value crops under protected cultivation and open air cultivation of date palm, olive and saffron subsidy will be @ 25% of project cost with ceiling of Rs.50 lakh (33% of project cost with ceiling of Rs.60 lakh for scheduled and hilly areas).
 - **General conditions**
 - The above assistance shall be available for projects covering area above four hectares (above 10 acres) in case of open cultivation, and more than 1000 sq. meter in case of protected cultivation.
 - Credit component as means of finance of the project should be term loan from banking or non banking financial institutions and should be at least 15 % more than the admissible rate of subsidy.
 - Projects relating to setting up of new production units shall be appraised to ensure and enable entrepreneur to incorporate essential hi-tech components in the form of planting material, plantation, irrigation, fertigation, precision farming, on farm PHM/ primary processing related infrastructure, GAP etc.; and to that extent, the project shall be integrated in nature.
 - Normative cost of various components shall be prescribed by NHB.
- PHM/Primary Processing related components: - credit linked projects involving the following items are eligible for assistance under this component :-**
- Washing, drying, sorting, grading, waxing, packing, palletizing, freezing units etc.
 - Pre-cooling units / Cool Stores
 - Reefer Van / Containers
 - Specialized Transport Vehicle
 - Retail outlets
 - Auction platform

- Ripening / curing chamber
- Market yards / rope ways
- Irradiation / Vapour Heat Treatment unit
- Primary processing of products (fermentation, extraction, distillation, juice vending, pulping, dressing, cutting, chopping, dehydration etc.)
- Natural colour and dyes extraction
- Essential oils, perfumery and cosmetics out of horticulture products
- Products out of horticulture waste
- Horticulture ancillary industry for promoting indigenous manufacturing of horticulture related farm tools & machineries, equipments, plastics containers, packaging etc.
- Adoption of Quality Assurance Systems (HACCP, TQM, ISO, Euro-GAP etc.)
- Plastic Crates and Bins, Cartons, Aseptic Packaging and Nets
- **Pattern of Assistance**
Credit linked back-ended subsidy @ 40% of the total project cost limited to Rs 50 lakh per project in general area and @ 55% of project cost limited to Rs 60.00 lakh in Hilly and Scheduled areas. Pattern of assistance for plastic crates will be 50% of the total cost.
- General conditions for PHM/PP projects are given in detailed guidelines.

2. Capital Investment Subsidy Scheme for construction/ expansion/ modernization of Cold Storages/Storages of Horticulture Produce

Description of components and Pattern of Assistance

- **Components:-** Credit linked projects relating to Cold Storages including Controlled Atmosphere (CA) and Modified Atmosphere (MA) Stores, pre-cooling units, other Storages for onion, etc., their modernization are eligible for assistance under this component.
- **Pattern of Assistance:-** The assistance will be as credit linked back-ended subsidy @ 40% of the capital cost of project in general areas and 55% in case of Hilly & Scheduled Areas for a maximum storage capacity of 5000 MT per project for item (i) to (iv) below: -
- **General conditions for cold storage projects**
 - Multi-chamber cold storages with mezzanine floors of RCC and or wooden structure for products not requiring pre-cooling, temperature range 0°C plus to 16°C or above with fin-coil cooling system, with control system for humidity (RH 80% to 95% in general and 65%-70% for onion & garlic or appropriate level for seed storage etc) and appropriate handling of stored commodity with safety system against accidents of fire, leakage of refrigerant etc. Minimum of two chambers, Standard insulation material, with civil structure, insulations and cooling system as per prescribed Standards - @ Rs 6,000 per MT
 - Multi-chamber and Multi-Product cold storage for whole range of horticulture produce but without pre-cooling system (temperature range from -2°C or lower to +16°C plus

(with temperature, humidity and CO₂ control (RH= 80% to 95% for F &V in general and 65%-70% for onion & garlic or appropriate level for seed storage etc), fin-coil cooling system and energy saving devices for peak and lean load period, heat exchanger with CO₂ control system, appropriate technology for control of microorganism / dust mite and mechanical handling of stored commodity such as racks, pallets & forklift / stacker (as per site conditions); bags/ bins and crates/ CFB boxes and also safety devices against accident.

(a) With civil structure/ pre-fabricated engg. Structure, insulation, cooling system etc as per prescribed standards excluding cold storage with mezzanine floors @ Rs 7000/- per MT

(b) With civil structure/ pre-fabricated engg. structure, insulation, cooling system etc. as per prescribed standards (excluding cold storage with mezzanine floors) and having on-farm or off-farm pack house facility of washing/ de-sapping (as per requirement), drying, sorting, grading, waxing, packing etc and pre-cooling @ Rs 8000/- per MT.

- **Modernization of Cold Storages**

(a) Up gradation of thermal insulation

(b) Up gradation of cooling system, refrigeration, air flow, electric installation, handling devices, safety devices etc.

Project based @ maximum 1000/MT for (i) and up to Rs. 2000/MT for (ii) above

Benefit of (i) and (ii) above may go together for complete modernization.

- CA Storages (@ Rs 32,000 per MT)
- Credit components as means of finance of the project should be term loan from banking or non banking financial institutions and should be at least 15% more than the admissible rate of subsidy.
- Only such projects under this component shall be eligible to get financial assistance as per revised norms, which meet prescribed minimum technical standards; this shall be ascertained as per implementation protocols prescribed in this regard.
- Rack, pallets and design-appropriate system for mechanized handling are incorporated in above type designs.
- In respect of projects, which have addition of components or technically recommended different combinations of components of pre-cooling, pack house etc, the normative cost shall be worked out by the Committee of the Board.
- NHB assistance is available only when notified latest technical standards and protocol for the purpose by the Ministry of Agriculture are followed by the beneficiary.

3. Technology Development and Transfer for promotion of Horticulture Components

- Introduction of New Technology
- Visit of progressive farmers
- Promotional and Extension Activities

- Technical knowhow from India/Abroad
- Technology Awareness
- Organising/participation in seminars/symposia/exhibitions
- Udyan Pandit
- Publicity and Films
- Awareness for technology up gradation and markets
- Honorarium to scientists for effective transfer of technology.
- Accreditation and Rating of Horticulture Nurseries
- Mother Plant Nurseries for pedigreed planting material for fruit crops
- Assistance for Common Facilities in Horticulture Parks/ Agri. Export Zones etc.

For Componentwise implementation and pattern of assistance, please refer detailed guidelines.

3. Technology Development and Transfer for promotion of Horticulture Components

- Introduction of New Technology
- Visit of progressive farmers
- Promotional and Extension Activities
- Technical knowhow from India/Abroad
- Technology Awareness
- Organising/participation in seminars/symposia/exhibitions
- Udyan Pandit
- Publicity and Films
- Awareness for technology up gradation and markets
- Honorarium to scientists for effective transfer of technology.
- Accreditation and Rating of Horticulture Nurseries
- Mother Plant Nurseries for pedigreed planting material for fruit crops
- Assistance for Common Facilities in Horticulture Parks/ Agri. Export Zones etc.

For Componentwise implementation and pattern of assistance, please refer detailed guidelines.

4. Market Information Service for Horticulture Crops

Objectives

- To generate information on wholesale prices, arrivals and trends in various markets of the country for important fruits, vegetables & flowers etc and also on retail prices for increased number of selected markets

- To analyze the trends of arrivals, prices and other related factors of the selected fruit and vegetables such as stock in storage, crop stand etc and generate Market Intelligence Reports
- To establish a nation-wide communication network for speedy collection and dissemination of market information data for its efficient and timely utilization.
- To prepare farmers' advisory and issue the same for the benefit of producer farmers especially by making use of statistics so generated and collected for optimizing returns to the producers
- To collect and disseminate information on international prices prevailing in potential foreign markets
- To collect and compile horticulture database and strengthen existing system of 'Crop Estimation Survey-Fruits & Vegetables' (CES-F&V) as far as possible

5. Horticulture Promotion Service

Under this component, specialized studies and surveys shall be carried and study / survey reports shall be brought out for use by targeted beneficiaries. In addition, technical laboratories shall be set up or cause to be set up and also provide technical services including advisory and consultancy services. This shall be done by NHB with or without services of outsourced experts.

Components

- Review the present situation of horticulture development in particular area/ State
- Identify constraints in horticulture development and suggest remedial measures
- Develop short term and long term strategies for systematic development of horticulture,
- Develop primary/secondary data of various aspects on horticulture,
- Provide consultancy services, expert services & establishing labs etc. in pursuance thereof,
- Conduct technical scrutiny and certification of cold chain infrastructure as per implementation protocol for Technical Standards for cold storages etc.
- Preparing reports relating to export competitiveness in the area of fresh horticulture produce,
- Any other component of expert services provided by NHB addressing to identified needs of the sector

Eligible Organizations

Unless otherwise specified, organizations/promoters, such as NGOs, Association of Growers, Individuals, Partnership/Proprietary Firms, Companies, Corporations, Cooperatives, Agricultural Produce Marketing Committees, Marketing Boards/ Committees, Municipal Corporations/ Committees, Agro-Industries Corporations, SAU's and other concerned R&D organizations are eligible to get assistance under all the NHB schemes.

LIST OF NHB OFFICES

1. National Horticulture Board
Vikas Bhawan, Fazilka Road,
ABOHAR - 152116
Tele/Fax : 01634-230822
2. National Horticulture Board
C/o Suprintendent Garden,
Shahjan Park, Tajganj,
AGRA - 282001
Tele/Fax : 0562-2331470
3. National Horticulture Board
Plot No. 60, 3rd Floor Krishna Apartment
Azad Society, Ambawadi
AHMEDABAD-380 015 (Guj)
Tele/Fax : 079-26766416, 26766413
E-mail : nhbahd@yahoo.co.in
vksharma@nhb.gov.in
4. National Horticulture Board
C/o Directorate of Horticulture,
Room No. 13, 2nd Floor,
Kheti Bhawan, Ranjeet Avenue,
AMRITSAR - 143001
Tele/Fax : 0183-2500236
5. National Horticulture Board
C/o Regional Institute of Rural Dev.,
Delhi - Saharanpur Road,
BARAUT, DISTT. BAGHPAT
Tele/Fax : 01234-251723, 251157
rsbhati@nhb.gov.in
6. National Horticulture Board
No. 14/43, 2nd Floor, 1 & 2 Stage
Industrial Suburb, Tumkur Road,
Yeshwantpur
BANGALORE - 560022
Tele/Fax : 080-23371935, 23374149
E-mail : nhbblr@yahoo.com
dhalsingh@nhb.gov.in
7. National Horticulture Board
32, Purjor House, 1st Floor,
Indira Press Complex
M.P. Nagar Zone-I, BHOPAL - 462011
Tele/Fax : 0755-2761741, 2550768
E-mail : bplnhb@rediffmail.com
premnarayan@nhb.gov.in
8. National Horticulture Board
N-1/303, Lottery Plot, Nyapali,
BHUBANESHWAR - 751015
Tele/Fax : 0674-2558134
E-mail : nhbbbsr@gmail.com
scpanwar@nhb.gov.in
9. National Horticulture Board
SCO No. 85, 2nd Floor, Sec. - 40C,
CHANDIGARH - 160 036
Tele/Fax : 0172-2625249, 2625269
E-mail : nhb_chd@yahoo.co.in
sksingh@nhb.gov.in
10. National Horticulture Board
Module No. 37, II Floor
SIDCO Readymade Garment Complex
Industrial Estate Guindy,
CHENNAI - 600032
Tele/Fax : 044-22501151, 22500965
E-mail : nhbtn@dataone.in
tbalasudhahari@nhb.gov.in
11. National Horticulture Board
179, Phase-II, Vasant Vihar,
DEHRADOON - 248001
Tele/Fax : 0135-2761922, 2762767
E-mail : nhb_dehradun@yahoo.com
dkpal@nhb.gov.in
12. National Horticulture Board
Chang Choop Building
Near Nayuma Television, Tibet Road,
GANGTOK - 737101
Tele/Fax : 03592-228453, 220975
E-mail : nhbgangtok@yahoo.com
aksingh@nhb.gov.in
13. National Horticulture Board
Chhibber House,
4th Floor, Dispur P.O., GUWAHATI - 781005
Tele/Fax : 0361-2343719, 2340695
E-mail : nhbghy@yahoo.co.in
surendrasingh@nhb.gov.in



14. National Horticulture Board
202, 2nd Floor, Shantiniketan Apartment,
Chirag Ali Lane ABIDS,
HYDERABAD - 500001
Tele/Fax : 040-23201140
E-mail : nhb.govhyd@gmail.com
snsrivastav@nhb.gov.in
15. National Horticulture Board
Residency Kothi (Complex)
INDORE - 452001
16. National Horticulture Board
C/o APMC, Subzi Mandi, Lal Kothi,
Tonk Road, JAIPUR - 302001
Tele/Fax : 0141-2742733, 2740767
E-mail : nhbjpr@yahoo.com
sansarahamed@nhb.gov.in
17. National Horticulture Board
C/o Director of Horticulture,
Horticulture Complex, Cantt. Road,
JALANDHAR (PUNJAB)
Tele/Fax : 0181-223048
18. National Horticulture Board
Hall No. 307, A-2, 3rd Floor,
South Block, Bahu Plaza,
Rail Head Complex, JAMMU - 180004
Tele/Fax : 0191-2474349
E-mail : nhbjammu@rediffmail.com
jbsingh@nhb.gov.in
19. National Horticulture Board
133/54, 'O' Block,
Kidwai Nagar,
KANPUR
Tele/Fax : 0512-2607631
20. National Horticulture Board
Diwan Colony,
KARNAL - 132001
21. National Horticulture Board
Mayukh Bhawan, 2nd Floor,
Salt Lake, Sector - II,
KOLKATA - 700091
Tele/Fax : 033-23211259, 23377182
E-mail : nhb_kolkata@yahoo.com
akdas@nhb.gov.in
22. National Horticulture Board
C/o Director of Horticulture,
2, Sapru Marg, Udyan Bhawan,
LUCKNOW - 226001
Tele/Fax : 0522-2623374, 2202420,
4072096
E-mail : harisingh222@yahoo.co.in
harisingh@nhb.gov.in
23. National Horticulture Board
Plot No. 142, 1st Floor,
Seikkilar, Street Extension,
Bibikulam
MADURAI - 625002 (T.N.)
24. National Horticulture Board
Room No. 317, 4th Floor
Central Facility Building,
APMC Fruit Market Complex,
Sector-19, Turbhi, Vashi,
Navi Mumbai-400703
Tel./Fax : 022-27830107
E-mail : nhbpune@yahoo.com
25. National Horticulture Board
3rd Floor, MECL, Complex,
Near TV Tower, Seminary Hills,
NAGPUR - 440006
Tele/Fax : 0712-2513030, 2513110
E-mail : nhbnagpur@rediffmail.com
rkagarwal@nhb.gov.in
26. National Horticulture Board
S.C. Panwar Market Yard
Commercial Complex No. 1
Peth Road, Panchwati
Nashik - 422003
Tele/Fax : 0253-2534558, 2533715
E-mail : nhbnashik@yahoo.com
umed Singh@nhb.gov.in
27. National Horticulture Board
19-22 (Garage),
Krishi Bhawan,
NEW DELHI - 110 001
Tele/Fax : 011-23073019, 23097015
E-mail : nhbdli@rediffmail.com
kctomar@yahoo.co.in

28. National Horticulture Board
Verma Centre, 5th Floor,
Room No. 501-502,
Boring Canal Road,
PATNA-800001
Tele/Fax : 0612-2541218, 2541128
E-mail : nhb_patna@sefy.com
rkdas@nhb.gov.in
29. National Horticulture Board
MCAER, Building, 132/B, Bhambhurda
Govt. of Maharashtra, Bhosale Nagar
PUNE- (MS) - 411007
Phone : 020-25530582-83
E-mail : nhbpune@yahoo.com
nhbpune@gmail.com
dharamsingh@nhb.gov.in
30. National Horticulture Board
Market Information Centre,
Katela Bhawan, Civil Lines,
RAIPUR - 492001 (CHATTISGARH)
Tele/Fax : 0771-2423992
E-mail : nhbraipur@yahoo.co.in
brdeoghare@nhb.gov.in
31. National Horticulture Board
Laxmi Niwas, Krishi Bhawan
Kankey Road, RANCHI - 834008
Tele/Fax : 0651-2230132, 2233832
E-mail : nhbranchijh@rediffmail.com
rksingh@nhb.gov.in
32. National Horticulture Board
HPMC, IInd Floor Nigam Vihar,
SHIMLA - 171002 (H.P.)
Tele/Fax : 0177-2623801, 2622908
E-mail : nhbhp2004@yahoo.com
ramnaresh@nhb.gov.in
33. National Horticulture Board
Horticulture Complex,
Rajbagh,
SRINAGAR - 190008
E-mail : nhbjammu@rediffmail.com
34. National Horticulture Board
310/311, 3rd Floor,
I.D. Shopping Centre,
Near, Shivaji Statue,
Sahara Darwaja,
SURAT - 395003
Tele/Fax : 0261-2311343
35. National Horticulture Board
Space - 1,2 & 3, Lower Ground Floor
Trans towers,
Opposite Womens College
Vazhuthacaud, Thycaud. P.O.
TRIVANDRUM - 695014
Tele/Fax : 0471-2337578-79
nhbtvm@dataone.in
nhbtvm@dataone.in
36. National Horticulture Board
Municipal Stadium Complex
VIJAYAWADA - 520010



Annexure-4

LIST OF NHB PUBLICATIONS

Regular Publication

1. Horticulture Information Service (Monthly)
Annual Subscription
Commercial Organisation Rs. 750/-
Institutes and Libraries Rs. 650/-
Single Copy Rs. 75/-
2. Facts and Figures (Indian Fruit & Vegetable) Rs. 600/-
3. NHB Production Year Book – 1997 Rs. 500/-
4. Indian Horticulture Database (1998)..... Rs. 850/-
5. Indian Horticulture Database (1999) Rs. 500/-
6. NHB Production Year Book (2001) Rs. 300/-
7. Indian Horticulture Database (2001) Rs. 650/-
8. Indian Horticulture Database (2002) (Released in November 2002)..... Rs. 650/-
9. Indian Horticulture Database (2003) (with CD-Rom) Rs. 850/-
 - Indian Horticulture Database (2003) (without CD-Rom)..... Rs. 650/-
 - Indian Horticulture Database (2003) (only CD-Rom)..... Rs. 250/-
10. Indian Horticulture Database (2004) Rs. 650/-
11. Indian Horticulture Database (2005) Rs. 700/-
12. Indian Horticulture Database (2006) Rs. 700/-
13. Indian Horticulture Database (2008) Rs. 700/-
14. Indian Horticulture Database (2009) Rs. 700/-
14. Indian Horticulture Database (2010) Rs. 700/-

Other Publication




























































































































































































1. First National Conference on Bee keeping Rs. 75/-
2. Wholesale Marketing of Fruits and Vegetables in Metropolitan Cities (1991-95)..... Rs. 400/-
3. Wholesale & Retail Marketing of Fruits & Vegetable in Metropolitan Cities (1995-99)..... Rs. 300/-
4. Market Profile of Important Wholesale Fruit & Vegetable of the Country.....Rs. 200/-
5. Operational Guidelines (January, 2007) Rs. 50/-
6. Operational Guidelines (July, 2010) Rs. 50/-
7. Approaches for Sustainable Development for Horticulture Rs. 500/-
8. Horticulture in India Rs. 500/-
9. Indian Horticulture - A Road Map Rs. 500/-

Note : Demand Draft must be sent in favour of National Horticulture Board payable at Gurgaon (Haryana)

SOURCES :

- 1. MINUTES OF THE MEETING OF REVIEW COMMITTEE OF DEPARTMENT OF AGRICULTURE & COOPERATION ISSUED VIDE LETTER NO. 8-10/2008-ASI-FS DATED 20.1.2010.**
- 2. DIRECTORATE OF HORTICULTURE / AGRICULTURE (RESPECTIVE STATE GOVERNMENTS) - FOR FRUITS, VEGETABLES, FLOWERS, AROMATICS & MEDICINAL PLANTS & NUTS**
- 3. DIRECTORATE OF ECONOMICS AND STATISTICS, MINISTRY OF AGRICULTURE, GOVERNMENT OF INDIA (CES F&V SCHEME)**
- 4. DIRECTORATE OF SPICES AND ARECANUT, DIRECTORATE OF CASHEW AND COCOA, COCONUT DEVELOPMENT BOARD**
- 5. EXPORT - APEDA WEBSITE FEBRUARY (2010)**
- 6. WORLD STATISTICS - FAO WEBSITE (FEBRUARY 2010), EXCEPT INDIAN DATA (SOURCE NHB DATA BASE)**
- 7. EXPORT SPECIFICATIONS : MAHARASTRA STATE AGRICULTURE MARKETING BOARD.**

AVAILABILITY OF FRESH FRUITS & VEGETABLES IN INDIA

FRUITS	Jan.	Feb.	Mar.	Apr.	May.	Jun.	Jul.	Aug.	Sept.	Oct.	Nov.	Dec.
Apple												
Banana												
Grapes												
Guava												
Lime/Lemon												
Litchi												
Mango												
Mosambi												
Orange												
Papaya												
Pineapple												
Sapota												
VEGETABLES	Jan.	Feb.	Mar.	Apr.	May.	Jun.	Jul.	Aug.	Sept.	Oct.	Nov.	Dec.
Brinjal												
Cabbage												
Cauliflower												
Okra												
Onion												
Peas												
Potato												
Tomato												

Area in 000' ha
Production in 000' MT

STATEWISE AREA AND PRODUCTION OF VARIOUS HORTICULTURAL CROPS DURING THE YEAR 2009-10

STATE/UT'S	FRUITS		VEG.		FLOWERS			AROMATIC		ALMOND/ WALNUT		SPICES		PLANTATION CROPS		M'ROOM	HONEY	TOTAL	
	Area	Prod.	Area	Prod.	Area	Prod.		Area	Prod.	Area	Prod.	Area	Prod.	Area	Prod.	Prod.	Prod.	Area	Prod.
						LOOSE	CUT												
ANDHRA PRADESH	921.1	12918.3	331.3	5426.2	21.4	130.3	6202.0	20.3	79.9			312.5	1159.7	304.2	768.9			1910.9	20483.3
ARUNACHAL PRADESH	72.0	107.9	4.2	38.5	1.2		2860.0			4.8	0.6	7.6	43.3	0.0	0.0			89.8	190.3
ASSAM	117.3	1575.5	255.2	4569.9				0.0	0.0	0.0	0.0	27.4	18.6	88.8	163.7			488.7	6327.6
BIHAR	293.6	3464.9	836.0	13906.8	0.2	2.3	11.0					11.3	12.4	0.0	0.0			1141.1	17386.4
CHANDIGARH	0.1	1.1	0.1	1.7				0.0	0.0					0.0	0.0			0.2	2.8
CHHATTISGARH	125.3	1185.9	315.4	3601.1	4.1	13.5	0.0	11.2	64.5			11.6	7.2	33.0	17.0			500.6	4889.2
D & N HAVELI	1.8	19.7	1.0	4.5										0.0	0.0			2.8	24.2
DAMAN & DIU	0.0	0.0	0.2	0.2	0.0	0.0								0.0	0.0			0.2	0.2
DELHI	0.1	1.0	36.1	617.4	5.5	5.7	1038.0							0.0	0.0			41.6	624.1
GOA	11.0	78.4	5.7	57.8								0.7	0.2	82.5	116.8			99.8	253.2
GUJARAT	352.9	6985.1	406.8	7255.5	12.5	49.5	5063.0					266.3	400.9	16.0	108.0			1054.6	14799.0
HARYANA	41.5	303.9	300.9	3987.0	6.2	60.3	1084.0	1.0	2.8			5.2	24.5	0.0	0.0	8.1		354.7	4386.7
HIMACHAL PRADESH	208.4	382.7	79.8	1390.7	0.7	0.6	605.0			11.0	3.3	4.4	18.6	0.0	0.0	7.4		304.4	1803.3
JAMMU & KASHMIR	209.8	1534.7	69.8	1374.2	0.1	0.2	66.3			106.8	168.4	3.9	0.9	0.0	0.0	0.5		390.3	3079.0
JHARKHAND	37.7	577.6	212.1	3469.2	1.6	22.0	1711.0	0.1	0.0					0.0	0.0			251.5	4068.8
KARNATAKA	351.0	5712.4	441.2	7082.2	27.0	203.9	5860.0	3.7	22.2			217.7	303.2	730.5	1777.0			1771.1	15101.0
KERALA	296.7	2398.3	151.6	3518.1								264.4	136.0	968.2	4176.5			1680.8	10228.9
LAKSHADWEEP	0.4	1.2	0.4	14.1										2.7	40.0			3.5	55.4
MADHYA PRADESH	113.1	2864.0	250.7	3112.6	6.6	5.0		29.1	174.0			197.1	236.3	0.0	0.0			596.6	6391.8
MAHARASHTRA	1540.6	10396.6	451.8	6172.6	17.5	91.1	7914.0					113.6	96.6	198.2	321.6			2321.8	17078.4
MANIPUR	38.4	281.9	19.9	221.8	0.0	0.0						9.0	7.8	0.0	0.0			67.3	511.5
MEGHALAYA	32.9	294.8	44.3	415.8								17.4	72.0	12.4	17.1			107.0	799.7
MIZORAM	27.1	328.3	10.6	179.1	0.0	0.0	142.0	1.9	13.9			22.7	80.6	6.6	8.2			68.9	610.2
NAGALAND	30.8	223.7	10.4	78.3	0.0	0.0	17.0					7.2	38.6	1.1	1.6			49.5	342.3
ORISSA	302.1	1845.1	694.2	8963.6	7.1	25.3	5356.0	1.9	0.6			146.7	198.2	194.0	274.0			1346.1	11306.9
PONDICHERRY	1.2	27.9	4.5	81.0	0.3	2.4		0.0	0.1			0.0	0.0	2.2	20.1			8.2	131.5
PUNJAB	67.6	1365.1	183.3	3522.5	1.7	82.0		2.4	1.1			17.5	66.7	0.0	0.0	20.0		272.5	5057.4
RAJASTHAN	32.1	676.5	131.9	1071.9	3.3	4.9		293.2	148.5			489.7	437.2	0.0	0.0	0.7		950.1	2339.6
SIKKIM	12.2	18.5	28.7	147.7	0.2		200.0					26.6	41.7	0.0	0.0			67.6	207.9
TAMILNADU	291.6	6379.0	263.7	7627.7	32.0	247.3		10.0	51.5			125.1	235.0	537.4	3763.3			1259.8	18303.8
TRIPURA	36.9	573.8	32.5	446.9								4.0	12.1	10.2	16.4			83.6	1049.2
UTTAR PRADESH	356.7	5380.1	1020.1	22435.7	10.4	17.6	2958.0	133.7	13.4			54.8	163.0	0.0	0.0	4.0		1575.7	28013.9
UTTRANCHAL	193.8	723.6	82.6	997.3	1.3	1.0	3414.0			19.3	20.7	1.9	13.1	0.0	0.0			298.9	1755.7
WEST BENGAL	208.3	2861.0	1302.7	21906.5	21.9	55.2	22170.0					95.9	188.4	51.0	276.2			1679.8	25287.3
TOTAL	6329.2	71515.5	7984.8	133737.6	182.9	1020.6	66671.4	508.6	572.5	141.8	193.0	2463.7	4016.0	3264.6	11928.2	40.6	65.0	20875.7	223089.0

P(Cut)= Production in (lakh Nos)
Figure of Production under Grand Total does not include Production of Cut-Flowers
Fruits, Vegetables, Flowers, Aromatic/Medicinal Plants and Mushroom, Spices - State Directorates of Horticulture
Plantation Crops:- Coconut (CDB), Arecanut (Directorate Arecanut & Spice Dev) and Cashew & Cocoa (Directorate of Cashew & Cocoa Development).
Spices : Directorate of Arecanut & Spices Development

Area in 000' ha
Production in 000' MT

Annexure-8

AREA AND PRODUCTION OF FRUITS FOR THE YEAR 2009-10

STATE/UTs	APPLE		BANANA		CITRUS		GRAPE		GUAVA		LITCHI		MANGO		PAPAYA		PINEAPPLE		PG		SAPOTA		OTHERS		TOTAL	
	A	P	A	P	A	P	A	P	A	P	A	P	A	P	A	P	A	P	A	P	A	P	A	P	A	P
ANDAMAN NICOBAR			1.6	14.9	0.3	1.3							0.3	2.6	0.3	2.1	0.2	0.6			0.2	2.9	0.3	2.4	3.1	26.8
ANDHRA PRADESH	0.0	0.0	80.6	2819.6	281.3	3883.7	1.4	29.8	10.1	150.8	0.0	0.0	480.4	4058.3	18.8	1500.7	0.0	0.0	5.6	56.4	17.1	171.4	25.9	247.6	921.1	12918.3
ARUNACHAL PRADESH	12.8	10.0	5.4	13.3	34.1	35.6											10.9	34.4					8.8	14.7	72.0	107.9
ASSAM	0.0	0.0	53.4	805.2	24.2	225.9	0.0	0.0	4.7	88.2	5.1	39.2	4.6	46.5	7.2	119.1	14.2	223.0	0.0	0.0	0.0	0.0	3.9	28.3	117.3	1575.5
BIHAR	0.0	0.0	31.5	1435.3	17.9	131.2			29.2	231.5	30.6	215.1	146.0	995.9	1.5	35.6	4.7	125.0	0.0	0.0	0.0	0.0	32.2	295.3	293.6	3464.9
CHANDIGARH	0.0	0.0	0.0	0.0	0.0	0.2	0.0	0.0	0.0	0.3	0.0	0.1	0.0	0.4	0.0	0.0	0.0	0.0			0.0	0.0	0.1	0.1	0.1	1.1
CHHATISHGARH	0.0	0.0	11.5	296.9	8.6	55.4	0.0	0.1	11.6	90.8	3.0	17.8	43.3	191.8	9.3	211.7	0.0	0.0	0.1	0.4	0.2	0.7	37.6	320.2	125.3	1185.9
D & N HAVELI	0.0	0.0	0.0	1.2	0.0	0.0	0.0	0.0	0.0	0.0	0.0	0.0	1.2	12.5	0.0	0.0	0.0	0.0			0.0	0.0	0.6	6.0	1.8	19.7
DAMAN & DIU			0.0	0.0					0.0	0.0			0.0	0.0	0.0	0.0					0.0	0.0	0.0	0.0	0.0	0.0
DELHI	0.0	0.0	0.0	0.0	0.0	0.3	0.0	0.0	0.0	0.4	0.0	0.0	0.0		0.0	0.0	0.0	0.0	0.0	0.0	0.0	0.0	0.3	0.1	1.0	
GOA			2.3	25.1									4.6	7.6			0.3	4.5					3.8	41.2	11.0	78.4
GUJARAT			61.9	3779.8	37.1	385.6			9.8	156.6			121.5	856.7	15.3	832.9			4.4	45.6	27.4	272.6	75.5	655.2	352.9	6985.1
HARYANA	0.0	0.0	0.0	0.0	13.8	98.3	0.1	1.9	7.8	55.8	0.2	0.4	9.1	64.6	0.0	0.0	0.0	0.0	0.0	0.0	1.1	5.7	9.3	77.2	41.5	303.9
HIMACHAL PRADESH	99.6	280.1	0.1	0.3	22.1	28.1	0.1	0.2	2.2	2.3	4.3	3.4	38.7	24.0	0.2	1.0	0.0	0.0	1.3	0.5	0.1	0.0	39.9	42.9	208.4	382.7
JAMMU & KASHMIR	138.1	1373.0	0.0	0.0	12.8	19.1	0.3	0.5	2.0	7.2	0.0	0.0	10.7	12.1	0.0	0.0	0.0	0.0	0.0	0.0	0.0	0.0	45.9	122.8	209.8	1534.7
JHARKHAND			2.9	58.0	4.3	53.3			7.0	84.5	4.3	51.1	15.1	254.3									4.1	76.6	37.7	577.6
KARNATAKA			104.4	2132.3	15.1	312.5	17.4	317.6	7.2	138.8			153.8	1694.0	5.8	419.3	2.8	177.2	13.2	138.5	29.3	360.0	2.0	22.2	351.0	5712.4
KERALA	0.0	0.0	51.3	406.2	0.0	0.0	0.0	0.0	0.0	0.0	0.0	0.0	63.8	373.2	17.7	80.7	9.8	80.8	0.0	0.0	0.0	0.0	154.1	1457.5	296.7	2398.3
LAKSHDWEEP	0.0	0.0	0.0	0.0	0.0	0.0	0.0	0.0	0.0	0.0	0.0	0.0	0.0	0.0	0.0	0.0	0.0	0.0			0.0	0.0	0.4	1.2	0.4	1.2
MADHYA PRADESH			33.0	1459.8	38.3	677.8	0.5	12.5	8.2	238.5			14.2	127.8	1.7	192.9							17.2	154.7	113.1	2864.0
MAHARASHTRA			85.0	5200.0	287.6	1725.1	82.0	440.0	33.5	258.0			474.5	597.0					98.9	555.5	69.1	298.0	410.1	1323.0	1540.6	10396.6
MANIPUR			4.0	33.7	6.0	46.7			0.0	0.0			0.0	0.0			12.1	103.5	0.0				16.4	98.0	38.4	281.9
MEGHALAYA	0.0	0.0	7.0	82.8	10.1	43.1	0.0	0.0	0.0	0.0	0.0	0.0	0.0	0.0	0.7	5.6	10.8	106.8	0.0	0.0	0.0	0.0	4.4	56.5	32.9	294.8
MIZORAM	0.0	0.0	8.7	207.7	10.6	64.7	1.2	18.4							0.8	20.3	0.4	6.3					5.4	10.9	27.1	328.3
NAGALAND	0.0	0.0	6.3	62.7	5.4	43.7	0.2	0.1	0.3	1.5	0.2	0.2	0.3	0.4	0.8	6.8	8.0	80.1	0.1	0.3			9.3	27.9	30.8	223.7
ORRISA	0.0	0.0	24.7	400.4	27.4	258.8	0.0	0.0	14.1	100.0	4.3	17.1	177.6	577.5	2.1	45.7	0.7	8.4	0.2	0.8	3.3	16.6	47.6	419.8	302.1	1845.1
PONDICHERRY	0.0	0.0	0.5	17.1	0.0	0.2	0.0	0.0	0.1	2.6	0.0	0.0	0.4	6.8	0.0	0.0	0.0	0.0	0.0	0.0	0.1	0.6	0.1	0.6	1.2	27.9
PUNJAB			0.1	5.8	42.4	905.1	0.5	15.5	8.0	169.3	1.6	22.4	6.4	93.5									8.5	153.4	67.6	1365.1
RAJASTHAN	0.0	0.0	0.0	0.8	18.6	312.7	0.0	0.0	2.1	37.5	0.0	0.0	5.9	93.0	0.4	13.2	0.0	0.0	0.8	4.8	0.0	0.1	4.3	214.4	32.1	676.5
SIKKIM	0.0	0.0	1.6	3.2	7.9	13.1			0.9	0.1	0.2	0.0											1.5	2.0	12.2	18.5
TAMIL NADU	0.0	0.1	113.7	4980.9	17.9	53.6	2.6	44.1	7.0	92.5	0.0	0.2	132.7	636.3	0.4	73.9	0.5	25.0	0.4	17.5	6.9	173.5	9.4	281.4	291.6	6379.0
TRIPURA			7.5	105.6	5.3	33.9			0.4	1.7	2.8	17.0	4.3	13.2	1.3	18.5	6.8	117.5			0.1	1.1	8.6	265.3	36.9	573.8
UTTAR PRADESH	0.0	0.0	30.4	1138.6	0.5	1.3	0.0	0.0	39.9	486.7	0.3	1.3	276.4	3588.0	0.2	11.8	0.0	0.0	0.0	0.0	0.0	0.0	8.8	152.4	356.7	5380.1
UTTRANCHAL	32.4	114.0	0.0	0.0	26.7	126.6					9.1	15.7	38.4	120.8									87.3	346.6	193.8	723.6
WEST BENGAL	0.0	0.0	41.0	982.2	11.3	100.9	0.0	0.0	13.4	175.7	8.4	82.4	88.1	578.0	11.1	321.8	9.6	293.8	0.0	0.0	4.0	43.4	21.4	282.8	208.3	2861.0
TOTAL	282.9	1777.2	770.3	26469.5	987.3	9638.0	106.4	880.7	219.7	2571.5	74.4	483.3	2312.3	15026.7	95.7	3913.5	91.9	1386.8	125.0	820.3	158.9	1346.6	1104.6	7201.4	6329.2	71515.5

Area in 000’ ha
Production in 000’ MT

AREA AND PRODUCTION OF VEGETABLES FOR THE YEAR 2009-10

STATE/UTs	BRINJAL		CABBAGE		C.FLOWER		OKRA		PEAS		TOMATO		ONION		POTATO		S.POTATO		TAPIOCA		OTHERS		TOTAL	
	A	P	A	P	A	P	A	P	A	P	A	P	A	P	A	P	A	P	A	P	A	P	A	P
ANDAMAN NICOBAR																					5.2	41.5	5.2	41.5
ANDHRA PRADESH	24.3	485.0	9.1	136.1	3.6	74.9	33.5	502.1	0.6	20.4	87.0	1652.1	39.0	662.6	6.9	137.7	1.3	26.6	16.5	329.5	109.7	1399.1	331.3	5426.2
ARUNACHAL PRADESH	0.0	0.0	0.0	0.0	0.0	0.0	0.0	0.0	0.0	0.0	0.0	0.0	0.0	0.0	4.0	31.7	0.0	0.0	0.0	0.0	0.2	6.8	4.2	38.5
ASSAM	15.9	253.0	29.8	614.2	20.5	351.3	10.9	149.7	21.2	13.2	16.3	379.5	7.0	19.3	86.6	589.7	8.9	34.3	3.6	20.8	34.7	2144.8	255.2	4569.9
BIHAR	55.3	1198.6	38.7	689.9	62.2	1080.1	58.3	766.6	9.3	63.5	46.5	1043.7	53.0	972.0	313.6	5387.2	0.3	7.0			198.9	2698.1	836.0	13906.8
CHANDIGARH	0.0	0.0	0.0	0.0	0.0	0.0	0.0	0.0	0.0	0.0	0.0	0.0	0.0	0.0	0.0	0.0	0.0	0.0	0.0	0.0	0.1	1.7	0.1	1.7
CHHATISHGARH	25.2	374.5	13.7	227.8	16.1	268.9	23.9	217.3	10.6	96.6	41.3	600.6	9.1	160.3	32.6	449.8	3.6	32.4	0.0	0.0	139.5	1172.9	315.4	3601.1
D & N HAVELI	0.5	2.2	0.0	0.0	0.0	0.0	0.0	0.0	0.0	0.0	0.4	1.8	0.0	0.0	0.0	0.0	0.0	0.0	0.0	0.0	0.2	0.5	1.0	4.5
DAMAN & DIU	0.0	0.0	0.0	0.0	0.0	0.0	0.0	0.0	0.0	0.0	0.0	0.0	0.0	0.0	0.0	0.0	0.0	0.0	0.0	0.0	0.0	0.1	0.2	0.2
DELHI	1.6	34.0	0.0	0.0	6.2	128.4	2.2	29.9	0.4	6.0	1.7	35.0	1.2	23.5	1.5	34.2	0.0	0.0	0.0	0.0	21.3	326.4	36.1	617.4
GOA	0.0	0.0	0.0	0.0	0.0	0.0	0.0	0.0	0.0	0.0	0.0	0.0	0.0	0.0	0.0	0.0	0.0	0.0	0.0	0.0	5.7	57.8	5.7	57.8
GUJARAT	65.8	1143.6	25.6	473.8	19.8	356.7	49.5	466.2	0.0	0.0	33.8	841.3	43.4	1078.6	60.1	1657.0	0.0	0.0	0.0	0.0	108.8	1238.2	406.8	7255.5
HARYANA	13.0	143.2	12.2	218.3	25.7	487.7	15.9	118.6	10.6	64.3	22.6	379.8	18.4	330.3	23.0	494.8					159.4	1750.0	300.9	3987.0
HIMACHAL PRADESH	1.1	20.5	4.6	144.7	2.9	56.6	2.4	28.1	21.7	237.3	10.1	383.8	2.0	33.9	16.0	184.4					19.1	301.3	79.8	1390.7
JAMMU & KASHMIR	2.5	40.6	2.9	66.7	3.8	111.9	2.1	42.5	7.6	69.9	8.3	122.1	2.6	64.8	7.5	110.6					32.3	745.1	69.8	1374.2
JHARKHAND	22.7	398.3	26.8	429.3	20.6	329.8	29.0	406.0	20.5	287.0	21.8	436.2	12.0	240.0	38.2	573.1					20.4	369.5	212.1	3469.2
KARNATAKA	15.7	372.7	8.9	176.2	5.0	89.5	8.6	71.4	1.6	18.1	48.3	1580.0	141.3	2266.2	81.1	460.3	2.4	30.9	1.0	13.1	127.3	2003.8	441.2	7082.2
KERALA													0.0	0.0	0.3	7.9	0.5	5.9	74.9	2525.4	75.9	978.8	151.6	3518.1
LAKSHDWEEP	0.0	0.0					0.0	0.0	0.0	0.0	0.0	0.0	0.0				0.0	0.0			0.4	14.1	0.4	14.1
MADHYA PRADESH	20.5	246.0	7.9	157.3	10.7	171.5	8.8	52.8	20.0	220.0	24.3	291.6	57.3	952.3	60.8	608.4	4.5	26.0			35.9	386.7	250.7	3112.6
MAHARASHTRA	30.0	495.0	17.0	442.0	10.1	158.6	27.0	175.5	7.0	32.2	50.0	1112.5	200.0	3146.0	18.8	197.9	0.0	0.0			91.9	412.9	451.8	6172.6
MANIPUR	0.0	0.0	5.6	72.8	2.3	22.9	0.0	0.0	4.5	44.7	2.2	27.2	0.0	0.0	1.7	15.2	0.0	0.0	0.0	0.0	3.7	39.0	19.9	221.8
MEGHALAYA	0.0	0.0	0.0	0.0	0.0	0.0	0.0	0.0	0.0	0.0	0.0	0.0	0.0	0.0	20.3	221.7	5.5	19.2	4.9	26.4	13.7	148.5	44.3	415.8
MIZORAM			2.4	44.4			1.3	8.4			0.6	6.7			1.5	20.9					4.7	98.7	10.6	179.1
NAGALAND	0.1	2.2	0.3	3.0	0.1	0.2	0.1	0.2	0.1	1.0	0.7	4.0	0.0	0.0	1.5	10.0	0.1	0.4	1.0	6.0	6.5	51.4	10.4	78.3
ORRISA	132.4	2135.2	35.8	999.9	46.5	675.4	73.9	651.8	5.1	45.2	102.9	1394.7	32.1	298.8	13.1	178.8	50.5	438.8	0.0	0.0	201.9	2144.9	694.2	8963.6
PONDICHERRY	0.3	6.0	0.0	0.0	0.0	0.0	0.3	2.7	0.0	0.0	0.1	0.7	0.0	0.3	0.0	0.0	0.0	0.0	0.6	25.0	3.2	46.3	4.5	81.0
PUNJAB	3.2	48.5	4.3	97.1	8.1	191.2	2.6	20.0	19.1	115.5	6.2	151.0	8.1	175.1	83.1	2116.5					48.6	607.7	183.3	3522.5
RAJASTHAN	5.6	21.9					5.1	12.8	12.5	24.4	13.5	37.5	45.0	742.5	8.5	96.4	1.2	2.6			40.5	133.8	131.9	1071.9
SIKKIM	0.3	1.6	1.2	7.0	0.8	3.9	1.0	6.5	1.8	7.7	0.6	4.1	0.3	1.7	9.1	44.3					13.7	70.9	28.7	147.7
TAMIL NADU	11.9	188.4	1.3	72.8	0.7	12.3	7.1	67.1			26.1	519.1	35.3	339.7	4.5	89.9	0.8	11.5	129.4	5113.6	46.5	1213.3	263.7	7627.7
TRIPURA	2.9	38.9	1.9	42.6	1.7	27.6	1.5	11.9			1.3	29.6			5.8	99.4					17.4	197.0	32.5	446.9
UTTAR PRADESH	3.0	90.9	1.3	38.7	8.8	180.9	11.6	131.2	159.0	1465.8	6.4	252.9	24.3	320.3	540.8	13447.3	16.8	227.9			248.3	6280.0	1020.1	22435.7
UTTRANCHAL	2.1	24.6	5.5	68.1	2.6	34.6	3.0	24.6	10.8	71.0	7.9	95.6	3.6	40.5	24.3	432.2					22.8	206.0	82.6	997.3
WEST BENGAL	156.8	2797.3	74.3	2059.0	69.2	1754.1	73.1	839.3	21.1	125.6	53.5	1050.0	21.0	290.0	370.0	8880.0	22.5	231.1			441.3	3880.1	1302.7	21906.5
TOTAL	612.4	10563.0	331.0	7281.4	347.9	6569.0	452.5	4803.3	364.9	3029.4	634.4	12433.2	756.2	12158.8	1835.3	36577.3	118.9	1094.7	231.9	8059.8	2299.5	31167.6	7984.8	133737.6